



**Be KIND**

Soyez Gentille

**Be SAFE**

Soyez Prudente

**Be READY**

Soyez Prête



# Year 2

**Guide To  
Autumn Term 2  
2023**

Our curriculum at Summerlea is creative and designed to forge links between the different areas of learning. Each topic we study is led by a big question to get us thinking. We have listed the **main** curriculum areas that will be addressed through each question and have given a brief outline of what we will be learning.

This half term our driving question will be...

## ***Pirates: Which flag will you fly and why?***



The key drivers for this topic are **HISTORY and GEOGRAPHY**

### **Our key History vocabulary for this topic:**

*pirate, piracy, privateer, plunder, booty, invaders, circumnavigate, Anne Bonny, Edward Teach (Blackbeard)*

### **Our key Geography vocabulary for this topic:**

*country, continent, land, location, locate, sea, ocean, map, landmark, north, south, east, west, compass*

**English:** After reading and acting out the story 'The Night Pirates', we will write letters about our adventures ensuring that we include all the features that need to be included in a letter. We will enjoy many different pirate books, with a special focus on the author Jonny Duddle.

**Science:** We will be learning the importance of exercise, eating the right amounts of different types of food, and hygiene for humans. We will be investigating what happens to our bodies when we exercise.



**D&T:** We will be designing and making our own healthy pirate juice drinks to prevent scurvy.

**History:** In History, we will be learning about famous pirates. This will be kick-started with our pirate workshop about the golden age of piracy.

**Geography:** We will look at world maps to identify the oceans that pirates sailed and the countries they visited. We will use simple compass directions (North, South, East and West) and locational and directional language to describe the location of features and routes on a map.

**RSHCE:** We will be learning about citizenship this half-term. The children will be learning about how they can help to look after their environment as well as learning about our local community. We will also discuss different rules in different places. Finally, we will be meeting with KS2 representatives of the school pupil council.

## Maths:

The key areas of focus are:

### **Fluently add and subtract within 10:**

- Secure fluency in addition and subtraction facts within 10, through continued practice.

### **Addition and subtraction of two- digit numbers:**

- Add and subtract across 10.
- Recognise the subtraction structure of 'difference' and answer questions of the form, "How many more...?".
- Add and subtract within 100 by applying related one-digit addition and subtraction facts: add and subtract only ones or only tens to/from a two digit number.
- Add and subtract within 100 by applying related one-digit addition and subtraction facts: add and subtract any 2 two-digit numbers.

### **Introduction to multiplication:**

- Grouping objects in different ways; representing equal groups as repeated addition; representing equal groups as multiplication; using knowledge of multiplication to calculate the product



**Remember to log on regularly to Numbots to practice your recall and fluency in mental addition and subtraction.**

*Any help at home with being secure on number facts, telling the time and quick mental recall of multiplication facts would be greatly appreciated.*

*Talk to your child's class teacher for ways to help.*

# Year 2 Information

## The team:

*Key Stage 1 Phase Leader: Mrs Crook*

*Hawthorn Class Teachers: Mrs Crook (Monday-Wednesday) and Mrs Welton (Thursday and Friday)*

*Cedar Class Teacher: Mrs Murphy*

*Teaching Assistants: Mrs Read, Miss Kennedy and Mrs Crawford*

*Cover Supervisors: Mrs Moynihan and Miss Carter*

*Midday Meal Supervisors: Miss Sutton and Mrs Grima*

## Exciting days, trips and visitors:

Tuesday 31<sup>st</sup> October – Forest School starts

Friday 4<sup>th</sup> November - Numbots Day

Wednesday 8<sup>th</sup> November – Pirate Day and workshop

Monday 13<sup>th</sup> November – Flu vaccinations

Week beginning 13<sup>th</sup> November – Anti-Bullying Week

Tuesday 14<sup>th</sup> November – Individual photographs

Friday 17<sup>th</sup> November – Children in Need Day

Friday 8<sup>th</sup> December – Chartwells' Christmas Lunch & Christmas jumper day

Monday 11<sup>th</sup> and Wednesday 13<sup>th</sup> December – Celebration of Learning 2.45pm-3.15pm

Tuesday 12<sup>th</sup> December (2:00PM) and Wednesday 13<sup>th</sup> (9:15PM) – Year 2 Christmas Performances

Thursday 14<sup>th</sup> December – Cowbell assembly


**Library day:** Wednesday

## PE days:

*Mondays: Outdoor PE*

*Fridays: Indoor PE*

*NB: We ask that your child brings their PE kit to school with them, please ensure that all clothing items are labelled. Long hair should be tied back and earring removed or covered.*



## Coats/snacks/drinks and equipment:

Children should only bring essential items to school. Please ensure your child has a named waterproof coat in school every day as we will still go out in light rain. We ask that every child has a named water bottle in school. Children in EYFS and KS1 have access to free fruit at breaktimes, however, if you are providing a healthy snack for breaktime, that this is separate from their lunch and put into the classroom box as they come in, in the morning.

*We do ask that all snacks are nut free due to allergies.* We kindly request that no fidget toys are brought in from home, unless agreed with your child's class teacher or The Inclusion Team

*Please don't hesitate to get in touch with your child's class teacher if you have any questions or concerns; our doors are always open.*

## Preview/review

*At the beginning of each half term we would also like to invite your child to reflect on previous learning and look forward to new learning.*

*The last half term of year 1 your big question was:*

**“What makes me, me?”**

*What did you learn?*



*This half term our big question is*


**“Which flag will you fly and why?”**

*What do you already know?*

The Summerlea Seven


H ONESTY E QUALITY A SPIRATION R ESPECT R ESILIENCE R ESPONSIBILITY T RUST

# Personal Learning and Thinking Skills (PLTS)




**I Am An Effective Participator**

- I listen to and value the ideas and suggestions of my classmates.
- I contribute to and take part in class discussions.
- I am keen to share my work with my teacher and my class.
- I put up my hand and answer questions.
- I am good at thinking logically and breaking problems into manageable chunks.
- I can make a persuasive but open-minded argument.
- I take part in a range of activities in my community beyond school.



**I Am A Creative Thinker**

- I can imagine new ideas.
- I question things that we often take for granted.
- I am not afraid to try out alternative ideas or do new things. I will work outside of my comfort zone and see things through.
- I can think of innovative and exciting ways to improve my work.
- I can make connections and links between ideas.



**I Am A Reflective Learner?**


- I enjoy sharing my learning with others.
- I can identify ways to improve my own and other's work.
- I can deal positively with praise, constructive criticism and set backs.
- I can communicate my learning in different ways.
- I can set positive challenges to help me achieve my goals.
- I can plan a project using SMART targets, learning diaries and review points to keep me on track.



## **I Am An Independent Enquirer**

I can plan and carry out a research project.

I can explain the decisions I make and discuss or present their possible consequences.



I can identify questions to answer and problems to resolve.

I can analyse and evaluate information from a range of sources.

I can explore ideas from different points of view.

I can select the most relevant or valuable ideas to use in my own work.

## **I Am An Effective Team Worker**

I recognise and value the strengths of everyone in my team.

I can manage a team effectively to complete a project

I can recognise the efforts and achievements of others and praise them.



I can discuss things, make compromises and agree with my classmates about how best to achieve a task.

I can take on different team roles and accept responsibility for seeing them through.

## **I Am An Effective Self Manager.**

I always complete my work and hand it in on time.

I can show Initiative and Perseverance. I see a task through to its end.

I can take and manage risks.



I can manage my own emotions.

I can organise my time and resources I need.

I think about problems and search for solutions before asking for help.

I can prioritise what needs to be done during a task.

*What badge will you go for this half term?*