



### RSHCE

#### Topic: Economic Wellbeing

We will be learning to:

- Understand why people choose to spend or save money
- Understand fraudulent behaviour and how to recognise signs of fraudulent activity
- Discuss the impact of gambling
- Understand how to keep our money safe
- Discuss different career routes and how wages vary between jobs

### Art

#### Artist study: Jackie Morris


This term, the children will be focusing on the British artist, Jackie Morris. They will be using her water colour techniques as inspiration to create their own portraits of British wildlife.



### MfL French

#### Topic: This is France

We will be learning about Paris, the capital city in France. Children will learn the names of landmarks and what people do when they visit Paris. Children will also learn to use the correct verb form of 'etre', which means 'to be'.



### Maths

#### Topic: Statistics, Shape and revision

The children will continue building their knowledge of the four operations and applying to a range of arithmetic questions. We will be working on a range of reasoning skills based around statistics and shape. We will be building our SATs skills in preparation for next term.



### Science

#### Topic: Light

The children will learn:

- Light travels in straight lines.
- That we can see objects because they give out light or reflect light into the eye.
- The difference between reflection and refraction.
- Why shadows take on the same shape as an object



**Scientist Focus:** Patricia Bath

### Computing

#### Topic: Spreadsheets

In computing, the children will learn how to effectively use formulae to complete calculations and practise this skill within real world context.

## Year 6 - Spring 1

## What can the wild teach you?


#### Key Vocabulary:

lines of latitude/ longitude, hemisphere, climate, climate zone, compass point, treaty, ice shelf, ice sheet, drifting ice, iceberg

### English

#### Core text: Shackleton's Journey

To really immerse the children in our new topic, the first piece of writing the children will complete is a diary entry to portray how some Polar explorers struggled hopelessly through unthinkable conditions.

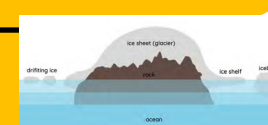


### Geography / History

#### Topic: Who lives in Antarctica?

We will:

- Describe latitude and longitude and the location of the Antarctic
- Define climate zones.
- Describe the Polar climate
- Explore tourism in the Antarctic
- Study Shackleton's expedition and the outcome, and list research that is carried out in modern times.
- Compare the Antarctic and the UK.
- Plot grid figure references



We will also be learning about the significant individual, Ernest Joyce, who served under Robert Scott and Ernest Shackleton on the Antarctic expeditions, and lived in Felpham Village, West Sussex.



### PE

During indoor PE, the focus will be on children's 'Cognitive Cog' by identifying and making tactical decisions. Focus skills will be stance and footwork playing traditional and non-traditional games. In outdoor PE, we will learning the skills and rules of hockey.



### Music

We're getting jazzy this term with our Charanga unit all about Jazz, 'Bacharach Anorak'! We will be building on our glockenspiel and improvisation skills whilst creating a 12-beat bar in the classroom.

### Key dates

**PE day:** Tuesday & Thursday

**Library day:** Thursday

**Other exciting events and trips for our year group:**

BikeAbility 19th-23rd February

Leaver's hoodie order deadline (optional)- Friday 26th January

Leaver's hoodie payment deadline (optional)- Friday 9th February

**See the Calendar of Events on the Newsletter for whole school events.**

*Growing thoughtful learners and independent thinkers.*

# Personal Learning and Thinking Skills (PLTS)



**I Am An Independent Enquirer**

I can identify questions to answer and problems to resolve.

I can analyse and evaluate information from a range of sources.

I can explore ideas from different points of view.

I can select the most relevant or valuable ideas to use in my own work.

I can plan and carry out a research project.

I can explain the decisions I make and discuss or present their possible consequences.

I listen to and value the ideas and suggestions of my classmates.

I put up my hand and answer questions.

I am good at thinking logically and breaking problems into manageable chunks.

I contribute to and take part in class discussions.

I can make a persuasive but open-minded argument.

I am keen to share my work with my teacher and my class.

I take part in a range of activities in my community beyond school.

**I Am An Effective Participator**

I recognise and value the strengths of everyone in my team.

I can manage a team effectively to complete a project.

I can recognise the efforts and achievements of others and praise them.

**I Am An Effective Team Worker**

I can discuss things, make compromises and agree with my classmates about how best to achieve a task.

I can take on different team roles and accept responsibility for seeing them through.

**I Am A Creative Thinker**

I can think of innovative and exciting ways to improve my work.

I can imagine new ideas.

I can make connections and links between ideas.

I question things that we often take for granted.

I am not afraid to try out alternative ideas or do new things. I will work outside of my comfort zone and see things through.

I always complete my work and hand it in on time.

I can show Initiative and Perseverance. I see a task through to its end.

I can take and manage risks.

**I Am An Effective Self Manager.**

I can manage my own emotions.

I can organise my time and resources I need.

I think about problems and search for solutions before asking for help.

I can prioritise what needs to be done during a task.

I enjoy sharing my learning with others.

I can identify ways to improve my own and other's work.

I can deal positively with praise, constructive criticism and set backs.

**I Am A Reflective Learner?**

I communicate my learning in different ways.

I can set positive challenges to help me achieve my goals.

I can plan a project using SMART targets, learning diaries and review points to keep me on track.

**The Key 3**

**Be KIND**  
Soyez Gentil

**Be SAFE**  
Soyez Prudent

**Be READY**  
Soyez Prête

What badge will you go for this half term?

