



## Homework and Home Learning



Homework is non-statutory and there is no requirement to complete a set amount each week. Our minimum expectation is that all children should read regularly, ideally every day. In addition, spelling and mental/oral maths practise is also important and homework for these two areas will also be set regularly from Year 1 onwards.

### Reading

At Summerlea we promote reading for enjoyment and pleasure. We want all children to love reading and be able to talk about books they have enjoyed and learned from. In all year groups, reading books are provided for each child and these are matched to the child's reading ability and/or interest (with children taking increasing responsibility for their own book choices as they mature).

We provide our children with home/school reading record books from EYFS up until the end of Year 3 and parents and carers are encouraged to write a comment inside and to sign these when they hear their child read or when they share a book together to help inform teacher assessment.

Reading and understanding a full range of text types and authors will not only bring pleasure but can also develop comprehension, spelling and writing skills. Encourage your child to share and talk about texts with you, visit your local library, hear them read, read to them and enjoy reading together.



### Spellings in Key Stage 1

5 words will be given out every week in a small yellow book. The spellings will be from the pattern that is being taught that week. The children will practise these spellings in school and we ask that you also spend some time practising them at home too. We will test the children on all the words given out over a half-term at the end of that half-term. For information, the common exception words for your child's year group will also be attached to the front of their spelling book.



### Spellings in Key Stage 2

10 words will be given out every week in a small yellow book (or planner in Year 6). The spellings will be from the pattern that is being taught that week. The children will practise these spellings in school and we ask that you also spend some time practising them at home too. We will test the children on all the words given out over a half-term at the end of that half-term. For information, the common exception words for your child's year group will also be attached to the front of their spelling book.









### Maths in Key Stage 1 and 2

We encourage the practising of key mental maths skills and would like children to practise their number bonds, doubling and halving and times tables. More practise will lead to better retention! All children will be set online maths homework each week, on MyMaths.co.uk. Regularly completing these online lessons and tasks will help your child consolidate learning and deepen their understanding of each area of maths. Please try to find time to explore this excellent resource with your child. Children will be sent home with login details and instructions. If your child is unable to access MyMaths at home, please inform your class teacher.



## Year 5 Autumn Term 1 (2020) 6 things to try before half term...

In addition, and in the same vein as the National Trust's '50 things to do before you are 11 ¾' we provide 6 suggested activities, linked to the year group topic, your child might like to have a go at during the course of a half term. The suggestions are simply that; ideas to get you and your child thinking about fun and creative ways into exploring learning themes.

<p><b>1. WW2 game</b></p> <p>Why not design and make a game involving facts about World War 2? It could be a board game, card game, observation or memory game.</p> 	<p><b>2. Fact File</b></p> <p>Can you create a fact file about the life of a child during World War 2? This should contain facts about everyday life including evacuation, rationing and the Blitz.</p> 
<p><b>3. What did people wear during war time?</b></p> <p>Create a page for a fashion magazine. Clothing was rationed, how did people make the most of what they had? Could you give some top tips for "make do and mend".</p> 	<p><b>4. Secret Codes</b></p> <p>Create a secret code that could be used during war time. Write a message for the class to decipher. Find some information about code breakers during the war. How did they help the war effort? Research the "enigma" machines.</p> 
<p><b>5. Dig for Victory</b></p> <p>Dig for Victory was a government scheme to encourage everybody to grow food – design a poster to persuade people to start growing their own food. Find out some information about rationing. You might like to try some recipes from the time – take some pictures and upload them to class dojo!</p> 	<p><b>6. Shelters</b></p> <p>How did people try to stay safe during air-raids? Find out about the different types of air raid shelters. You could draw or make a model of one.</p> 

**If you think of any more topic related tasks to do feel free!  
We'd love to hear about, look at and learn from them.**