



## Homework and Home Learning



Homework is non-statutory and there is no requirement to complete a set amount each week. Our minimum expectation is that all children should read regularly, ideally every day. In addition, spelling and maths practise is also important and homework for these two areas will also be set regularly from Year 1 onwards.

### Reading

At Summerlea, we promote reading for enjoyment and pleasure. We want all children to love reading and be able to talk about books they have enjoyed and learned from. In all year groups, reading books are provided for each child and these are matched to the child's reading ability and/or interest (with children taking increasing responsibility for their own book choices as they mature). We provide our children with home/school reading record books from EYFS up until the end of Year 3, and parents and carers are encouraged to write a comment inside and to sign these when they hear their child read or when they share a book together to help inform teacher assessment. Reading and understanding a full range of text types and authors will not only bring pleasure but can also develop comprehension, spelling and writing skills. Encourage your child to share and talk about texts with you, visit your local library, hear them read, read to them and enjoy reading together.




### Spellings in Key Stage 1

5 words will be given out every week in a small yellow book. The spellings will be from the pattern that is being taught that week. The children will practise these spellings in school and we ask that you also spend some time practising them at home too. We will test the children on all the words given out over a half-term at the end of that half-term. For information, the common exception words for your child's year group will also be attached to the front of their spelling book.



### Spellings in Key Stage 2

10 words will be given out every week in a small yellow book (or planner in Year 6). The spellings will be from the pattern that is being taught that week. The children will practise these spellings in school and we ask that you also spend some time practising them at home too. We will test the children on all the words given out over a half-term at the end of that half-term. For information, the common exception words for your child's year group will also be attached to the front of their spelling book.



### Maths in Key Stage 1 and 2

We encourage the practising of key mental maths skills and would like children to practise their number bonds, doubling and halving and times tables. More practise will lead to better retention! All children will be set online maths homework each week, on MyMaths.co.uk. Regularly completing these online lessons and tasks will help your child consolidate learning and deepen their understanding of each area of maths. Please try to find time to explore this excellent resource with your child. Children will be sent home with login details and instructions. If your child is unable to access MyMaths at home, please inform your class teacher.








Our Homework and Home Learning Policy is available to view via our website at <http://www.summerlea.w-sussex.sch.uk> > School Information > Policies. You can also visit the Learning Zone on our website where you can access ideas and suggestions to support key areas of learning as well as links to other websites. Please speak to your child's class teacher if you have any questions.

## Year 6 Autumn Term 1 2021

### 6 things to try before half term...

In addition, and in the same vein as the National Trust's '50 things to do before you are 11 ¾' we provide 6 suggested activities, linked to the year group topic, your child might like to have a go at during the course of a half term. The suggestions are simply that; ideas to get you and your child thinking about fun and creative ways into exploring learning themes.

<p><b>1. Graffiti: Art or vandalism?</b> <i>How do you feel about graffiti? Can you write an argument to persuade people that graffiti is art? Or an argument to persuade people that it is vandalism?</i></p> 	<p><b>2. What would your street art look like?</b> <i>Can you create your own piece of 'street art' (on paper), in a similar style to some you have seen? Clearly our art can NOT actually be on walls or on public property, as we all know that graffiti is a crime!</i></p> 
<p><b>3. Action Story</b> <i>In class, we are learning about action writing, and how to build suspense. Can you write your own action story? You can use the characters from Tribes if you like, or create your own.</i></p> 	<p><b>4. Peer pressure</b> <i>We are learning about how to say NO, when we know something is wrong. Can you create an information page, warning people about peer pressure, and helping people to deal with it? You could set this out however you like!</i></p> 
<p><b>5. Hidden meaning...</b></p>  <p><i>This is a piece by a famous street artist, who has managed to keep his/her identity unknown. What do you think the artist is trying to say with this image?</i></p>	<p><b>6. Your name in graffiti!</b></p>  <p><i>Can you create your own graffiti 'tag', using unique lettering to write your own name? Can you make each letter like a mini piece of art?</i></p>

***If you think of any more topic related tasks to do feel free!  
We'd love to hear about, look at and learn from them.***