



Welcome to our Year 1 and Year 2 Reading and Spelling Meeting





Agenda

- *Reading in KS1
- *Our KS1 Reading Challenge
- *Effective questioning when listening to your child read
- *Reading objectives
- *Phonics Screening
- *Spellings
- *Questions





KS1 Reading



At Summerlea we promote reading for **enjoyment** and **pleasure**.

Reading is such an important skill that we pride ourselves at Summerlea for the children to achieve by the time children leave our school. EYFS and KS1 age is a really important time for children to learn how to read. We teach reading and phonics through Read Write Inc, a scheme that has proved successful for our children.

The children learn also about reading with fluency, expression and applying sounds to read unfamiliar words in guided reading sessions with the class teacher or LSA.



KS1 Reading

We expose children to a wide range of high quality texts and authors and these form the basis of our curriculum planning.

Here is a little taster of a few we have used this year to support our teaching and enthuse the children...

*Oliver Jeffers- Lost and found *Meekat Mail-Emily Gravett


*You wouldn't want to be in the Great Fire of London!- John Pipe

*Supetato – Sue Hendra

*Dear Fairy Godmother – Michael Rosen

...to name a few!

We also are lucky to get many books from Rustington Library to support the learning.





KS1 Reading

Every half term we have a school-wide theme the idea of this is to encourage children to choose and share texts that fit this. It helps to expose the children to different types of stories, styles and authors. Our theme this half term is... Poetry!



Reading and understanding a full range of text types and authors will not only bring pleasure but can also develop comprehension, spelling and writing skills in our children.





KS1 Reading

Words are all around us and there are many opportunities for your child to read them.






KS1 Reading

Reading to your child is just as important as your child reading to you. You can model reading with expression, using different voices for characters and share your favourite books.

The teachers in KS1 share a favourite book/ author or poem with the children in KS1 assemblies. This enjoyment of reading often encourages the children to choose these books for themselves from the library.





KS1 Reading Challenge

The aim to have a reading incentive is to encourage the children to want to read more at home and in school.

When the children read to an adult in school and at home a dated initial can be written in the grid at the front of their reading diaries. Children will start to earn reading certificates with a SPACE theme.





KS1 Reading Challenge



Home Reading Space Challenge



Sheet 1: Sun, Mercury, Venus and Earth Award

Please initial a box each time you hear your child read. There can only be one recorded read per day but please continue to hear your child read at every opportunity! We will also initial a box each time your child reads to an adult or completes an independent read and writes in their own diary at school.

	Sun Award						
					Mercury Award		
	Venus Award						
					Earth Award	Good Going!	



Sun Award



Congratulations

You have achieved the first reading award.

What a super

Date: _____ Signed: _____



Earth Award



Congratulations

You have achieved the fourth reading award.

You are zooming through your reading books!

Date: _____ Signed: _____



Mercury

Congratulations

You have achieved the second reading award.

Well done for completing 30 reads!

Date: _____ Signed: _____



KS1 Reading Challenge

We have already found that the reading challenge has been a big hit with the children and many children are already on their way to achieving their first certificate.

This is what some children have said:

"I want to get all the certificates so I am reading as much as I can!"

"Sometimes I read to my mum when she is busy and I write my own comment"

"I think it will make me a better reader"





KS1 Reading Challenge

We provide the children with colour banded books to select from and read. We move the children onto the next box when we feel they are ready.

We do encourage you to read other books with your child from home. These books may interest them more and if they find them tricky, of course we'd encourage you to support their reading or even read parts for them.



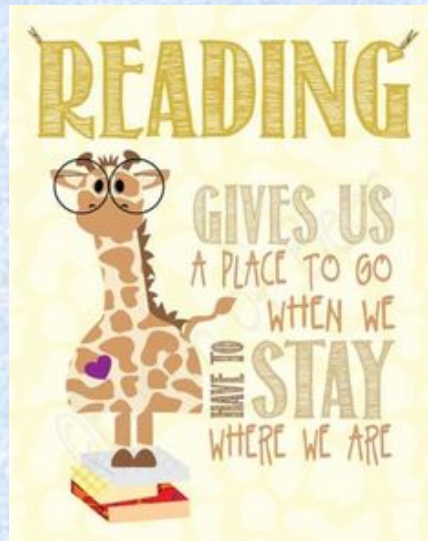


KS1 Reading Challenge

The more that you read,
The more things you will know.
The more that you learn,
The more places you'll go.
-Dr. Seuss

You're never too old,
too wacky, too wild,
to pick up a book
and read to a child.

-Dr. Seuss




“ONCE YOU
LEARN TO
READ,
YOU WILL BE
FOREVER FREE”

-Frederick Douglass-

Encourage your child to share and talk about texts with you, visit your local library, hear them read, read to them and enjoy the experience – make reading enjoyable it shouldn't be onerous!



Reading Questions



As well as listening to your child read and reading to them, we would like you to ask them questions about the text they are reading. Comprehending the text is a useful skill that we teach the children. Every read we do with them independently and in guided reading gives us a great opportunity to ask questions about the text and discuss the meaning of new words and words chosen for effect..

When the children are in year 2 their SATs paper will ask them questions about a story and a piece of non-fiction text they have read. Questioning will prepare them for comprehending the SATs style questions also. Inside your handout pack you will find some questions you could ask your child when reading with them.



Reading Objectives

b- a- ck	Read accurately by blending the sounds in words that contain the common graphemes.	
lunchbox	Read accurately <u>some</u> words of two or more syllables.	
is his has	Read many common exception words.	
	Read aloud many words quickly and accurately without overt sounding and blending.	
day play may say	Sound out many unfamiliar words accurately.	
	Answer questions and make inferences on the basis of what is being said and done in a familiar book that is read to me.	
Playing Played plays	Read words containing -s, -es, -ing, -ed, -er and -est endings	
Don't Won't We'll	Read words with contractions e.g. I'm, I'll, we'll.	
	Read aloud the words from my book.	
	Re-read books to build up fluency and confidence	

lunchbox	Read accurately <u>most</u> words of two or more syllables.	
Slowly Cheerful kindness	Read <u>most</u> words containing common suffixes.	
Because People should	Read <u>most</u> common exception words.	
	Read words accurately and fluently without overt sounding and blending.	
day play may say	Sound out <u>most</u> unfamiliar words accurately, without hesitation.	
	Read a familiar book and check it makes sense to them.	
	Answer questions based on a familiar book and make some inferences on the basis of what is being said and done.	
	Become increasingly familiar with and retelling a wider range of stories, fairy stories and traditional tales.	
	Explain the features of a non-fiction text.	

These are our new child friendly grids for reading objectives. When we listen to the children read we will be looking for these objectives to be met.



Phonics Screening

[http://www.ruthmiskin.com/en/resources/
parent-tutorial-phonics-screening-check/](http://www.ruthmiskin.com/en/resources/parent-tutorial-phonics-screening-check/)



Phonics Screening

Our phonics screening will take place in the week 11th June.

The children will work 1:1 with Mrs Conrad and Miss Camble to complete the phonics screening. They will do this in a quiet place so they have full concentration. We have been practising the skills required all year in the children's RWI groups so they will be very used to the type of task they are expected to undertake.



Phonics Screening

The pass mark is usually around the 32/40 mark. We will let you know what your child has scored in their screening. If your child doesn't pass at the end of year 1, we will support them further to learn their sounds and apply these to reading the real and nonsense words. They will then be tested again at the end of year 2.



Spellings

In year 1 and 2 we send home 3 spellings a week. These spelling are from year 1 and 2 high frequency word lists. Throughout the week the children practise their spellings in class. At the end of a half term we have a spelling quiz.

Children in J group for RWI will be given additional spellings which follow spelling pattern rules.



Spellings

Children need to know how to spell their year group high frequency words and common exception words in their writing to be at ARE (age related expected).

We have resources in our classrooms to support the children with their spellings and they increasingly spell these words correctly in their writing.

If you can help your children practise their words and look back at words given in previous weeks this will really help them.



Spellings

Here are some ideas to help your child practise their spellings:

- *magnet letters on the fridge
- *letter cards
- *scrabble letters
- *boggle
- *hangman
- *spelling frame
- *spelling apps (twinkle spellpop, spelling whizz)



Any Questions?

Thank you all for giving us your time to attend this meeting.

Are there any questions?

