

Hello Cherubs! Are you ready to get started with your school work? It was good to hear that you are enjoying it. Hope you enjoy today's

Starters

MATHS slightly trickier than yesterday

11a. Complete the table.

p	£ and p
	£4.30
1,272	
909	



12a. How much money is in each jar?
Give your answer in pence and as a decimal.



Main course

ENGLISH

Today we are going to write the next paragraph of your story. Use your boxed-up planner to help you. Use the model example underneath to help. In this section we want you to:

★ introduce the new character who is 'helped' in some way by the MC


Dessert

Making a book to write your finished story in on Friday.

How to Make a Six-Page Book With One Sheet of Paper!



1. One sheet of white paper. 12" X 18" is a good size to use.



2. Fold in half lengthwise. Also known as a "Hotdog Fold".




3. Fold in half again.



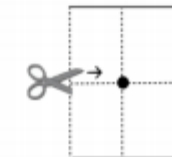
4. Fold in half again.



5. Now you have a very small folded sheet of paper. But it isn't a book yet.



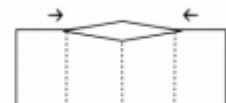
6. Unfold everything. Now it is a big sheet of paper with lots of fold lines.



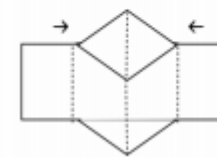
7. Fold in half in the middle- this time a "Hamburger Fold". Make a mark with your pencil in the center of the folded sheet. Take your scissors and cut from the folded edge to the center dot. Stop cutting at the dot!



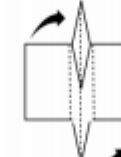
8. Unfold your sheet of paper. It should look like this with an open slit in the middle. Fold it in half length-wise again. (Hotdog Fold.)



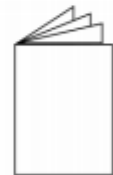
9. Push folded edges towards center allowing the slit to open up into a diamond shape.



10. Keep pushing edges together until diamond becomes a slit again, perpendicular to folded edges.



11. Fold one edge toward slit and the opposite slit toward folded edge.



12. Be sure to go over the creases to make them sharp. Now you have a small six-page book!

13a. I have 2 pound coins, 3 fifty pence coins and 6 twenty pence coins. How much money do I have altogether?



VF

Try these too. If your parents have the coins and notes it will be easier for you to work out. Or you could draw them.

14a. Which is the correct written version of the amount of money shown?



A) £21.05

B) £2.150

C) £21.50

Read these amounts out loud to help you.



VF

15a. What is the value of the underlined digit?

a) £30.65

b) £29.96

c) £12.93

English

Here's my second paragraph:

One night, she caught an unusually large oyster. She couldn't help herself and she peaked inside. It had diamonds on its shell that glittered in the moonlight, a shimmering pearl and an angelic voice. As the oyster sang its mournful moan, Zoe froze in the water. She was mesmerised. Instantly, she realised that she couldn't take this oyster, so she placed it back on the seabed